



GENERAL PRACTICE ALERT STATE SITREP | 21.03.2025

LANCASHIRE & CUMBRIA DATA

GPAS STATUS

OPEL CONVERSION

CLINICAL ACTIVITY

RETURN RATE

OPEL

2

31/1000

37%

IMPORTANT FIGURES

401,214

MIN NUMBER OF PATIENTS COVERED BY AMBER + PRACTICES (1)

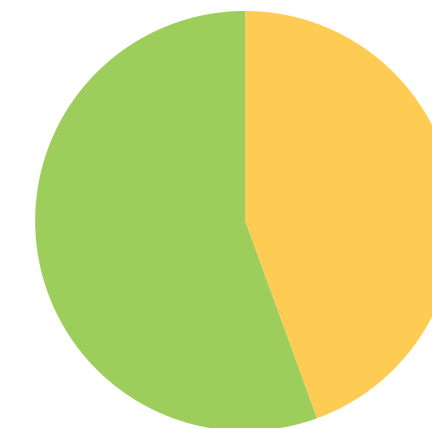
356,190

INDICATIVE NUMBER OF PATIENT CONTACTS IN GENERAL PRACTICE THIS WEEK (2)


LOCALITY DATA

	GPAS STATUS	OPEL STATUS	CLINICAL ACTIVITY	RETURN RATES
Blackpool		2	26/1000	56%
Fylde & Wyre	Insufficient responses			
Morecambe Bay	Insufficient responses			
West Lancs		3	40/1000	47%
Greater Preston	Insufficient responses			
Chorley & S. Ribble		1	23/1000	42%
East Lancs	Insufficient responses			
Blackburn W/Darwen	Insufficient responses			
North Cumbria	Insufficient responses			


Blackpool



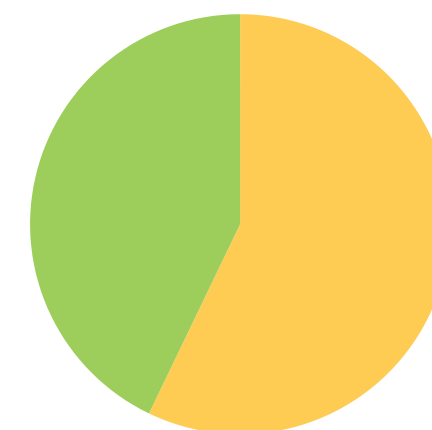
Fylde & Wyre




Morecambe Bay



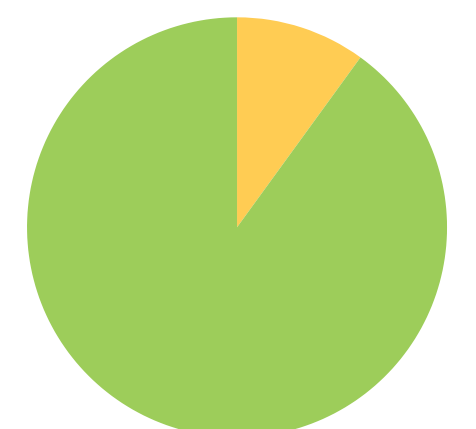
West Lancs




Greater Preston




Chorley & S. Ribble




East Lancs



Blackburn W/Darwen



North Cumbria



A SELECTION OF THIS WEEK'S PRACTICE COMMENTS

Full time care co-ordinator off sick.
 HCA assistant off sick for at least 4/52.
 Slow system as always and unexpected staff absence adding to Monday pressure.

GPAS CHANGE SINCE LAST SITREP

	Last SITREP	This Week	Trend	Note
Blackpool		2		
Fylde & Wyre				
Morecambe Bay				
West Lancs		3	➔	
Greater Preston				
Chorley & S. Ribble		1	➔	
East Lancs				
Blackburn W/Darwen				
North Cumbria				

A QUICK GUIDE TO THE GPAS STATES

- BLACK** Practice will fail within one month. Urgent system intervention required.
- RED** Sustainable in the short term. Needs system support.
- AMBER** Sustainable in the medium term (6 months max). Probably needs system support.
- GREEN** Fully Sustainable.

LMC NOTE:

Please continue to share your data with us so that we can ensure the system is aware of any capacity and demand concerns pertaining to General Practice.

(1) This figure is accurate and is the sum of the list sizes submitting from those Practices registering as amber, Red and Black
 (2) This figure is approximate and calculated by using the clinical activity figure for Lancashire & Cumbria multiplied by 5